

Quick Mix Transactional VSM



The Mix Transactional application merges key concepts from business process modeling and lean into a unified VSM solution for office, services, and healthcare. It is integrated into eVSM's support for the full improvement cycle from value stream depiction to improvement plan generation (depicted below)

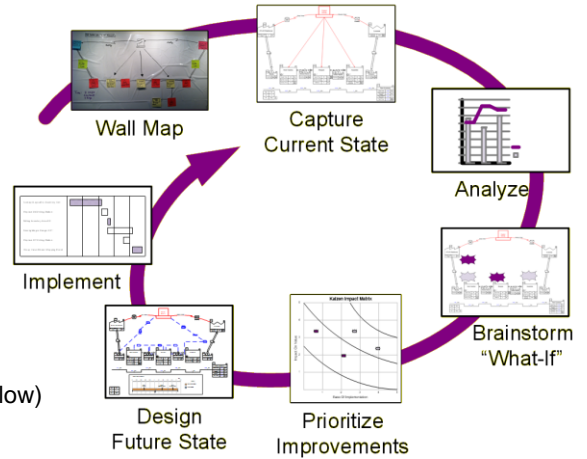


Easy to Create: Transactional maps are easy to create using a simple icon set and comprehensive flow control

Easy to Simulate: The transactional flow can be simulated, once mapped, with a single click

Easy to Analyze: Automated calculation and charting is available for all key metrics

See details of these three areas under technical concepts (below)




Fast mapping due to standardization and automation using a well designed set of icons, variables, macro shapes, equations, and charts.



Standard Variables



Design Macro Shapes



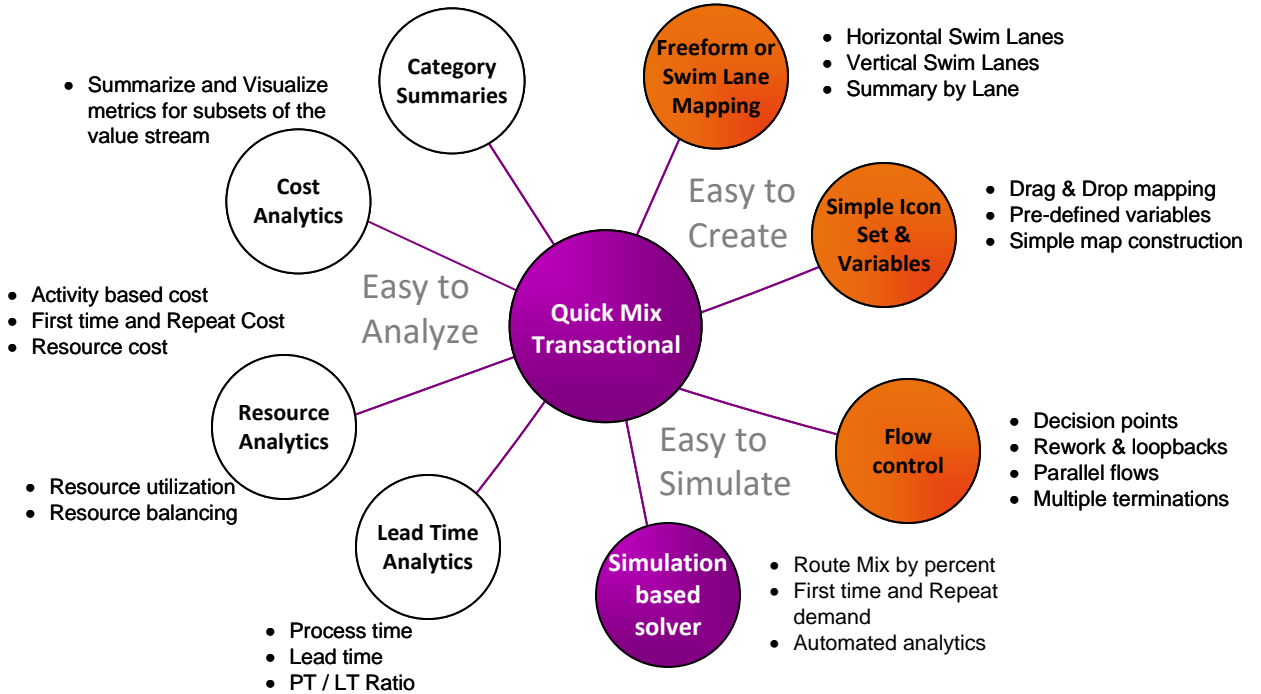
Built-in Equations



Built-in Charts



The technical concepts addressed by the Quick Mix Transactional stencil are shown below.



An example map drawn in Quick Mix Transactional is shown overleaf.

eVSM Mix Transactional VSM Application Example Map

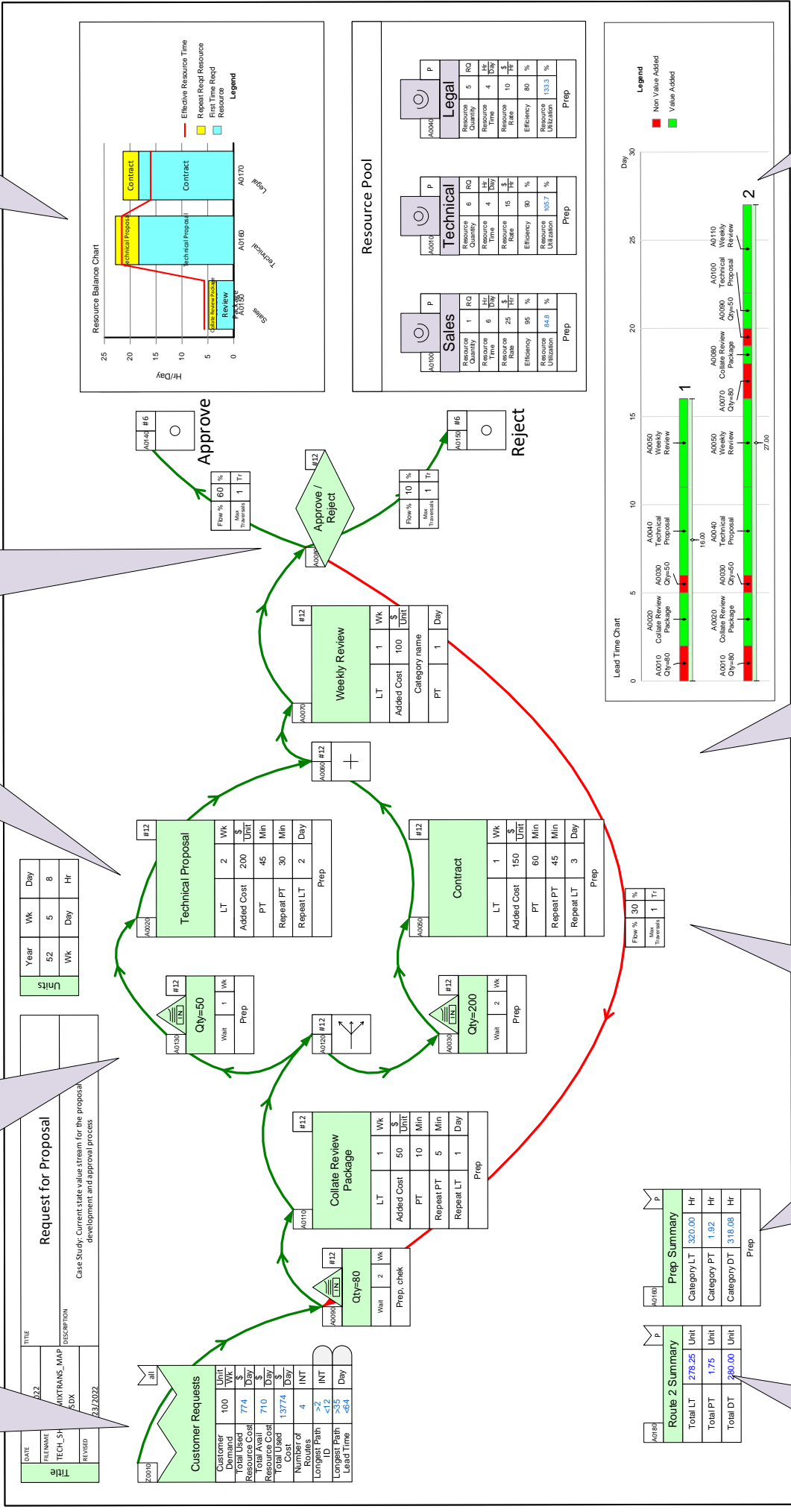
Critical path and routes summary

Simulation of first time and repeat visits

Support parallel work concepts

Decision-based routing

Resource balance charts and FTE calculation



Summary calculations by route.

Summarize subsets of Value stream

Supports loop backs

Supports freeform or swim-lane based maps

Lead time charts

Route 2 Summary

Total LT	Unit
279.25	1.75
Total PT	1.92
Total DT	318.08

Prep Summary

Category LT	HR
320.00	
Category PT	1.92
Category DT	318.08